



Will County, IL

Workforce Investment Board of Will County



203 N Ottawa Street, Suite 100
Joliet, Illinois 60432

Contents

Report Parameters	1
Economy Overview	2
Unemployment by Demographics	4
Historic & Projected Trends	8
Population Characteristics	12
Inbound and Outbound Migration	14
Industry Characteristics	16
Business Characteristics	21
Workforce Characteristics	23
Educational Pipeline	29
In-Demand Skills	30

Report Parameters

1 County

17197 Will County, IL

Class of Worker

QCEW Employees, Non-QCEW Employees, and Self-Employed

The information in this report pertains to the chosen geographical area.

Economy Overview

689,876

Population (2021)

Population **grew by 1,546** over the last 5 years and is projected to **grow by 4,906** over the next 5 years.

267,799

Total Regional Employment

Jobs **grew by 13,899** over the last 5 years and are projected to **grow by 19,242** over the next 5 years.

\$87.0K

Median Household Income (2019)

Median household income is **\$24.1K above** the national median household income of \$62.8K.

Takeaways

- As of 2021 the region's population **increased by 0.2%** since 2016, growing by 1,546. Population is expected to **increase by 0.7%** between 2021 and 2026, adding 4,906.
- From 2016 to 2021, jobs **increased by 5.5%** in Will County, IL from 253,900 to **267,799**. This change **outpaced the national growth rate of 0.4% by 5.9%**. As the number of jobs increased, the **labor force participation rate decreased from 67.9% to 65.7% between 2016 and 2021**.
- Concerning educational attainment, **22.7% of Will County, IL residents possess a Bachelor's Degree** (2.4% above the national average), and **8.5% hold an Associate's Degree** (0.2% below the national average).
- The top three industries in 2021 are Warehousing and Storage, Education and Hospitals (Local Government), and Restaurants and Other Eating Places.

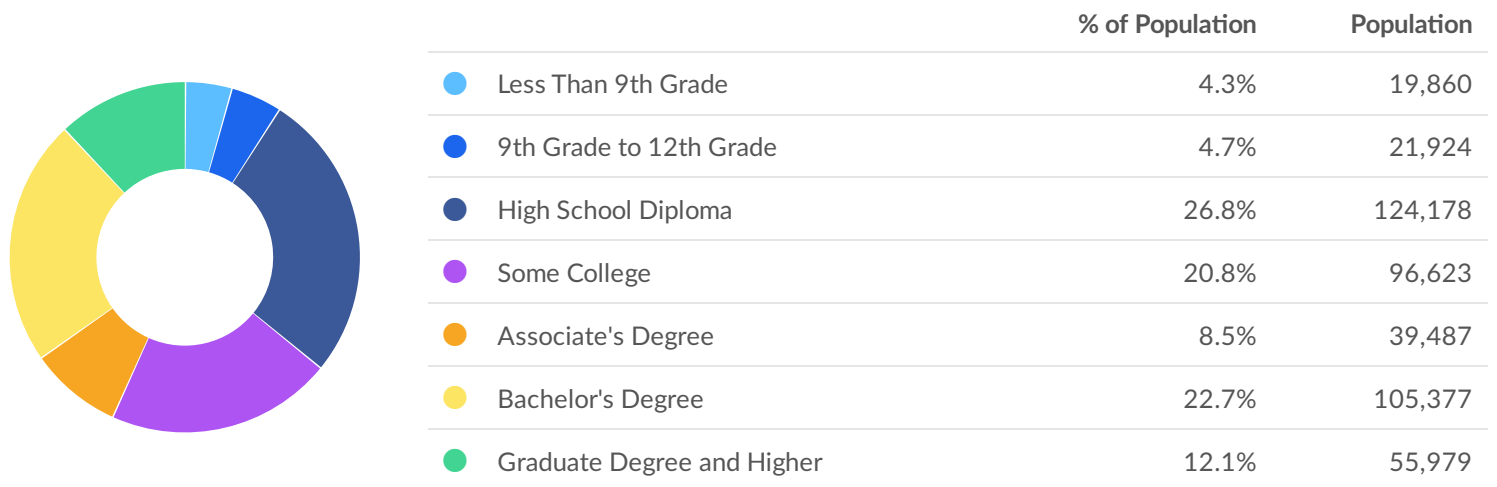
	Population (2021)	Labor Force (2021)	Jobs (2021)	Cost of Living	GRP	Imports	Exports
Region	689,876	354,903	267,799	101.7	\$35.76B	\$45.21B	\$31.45B
Illinois	12,549,223	6,333,210	6,209,940	100.0	\$882.83B	\$639.76B	\$746.10B

Nov 2021 Labor Force Breakdown



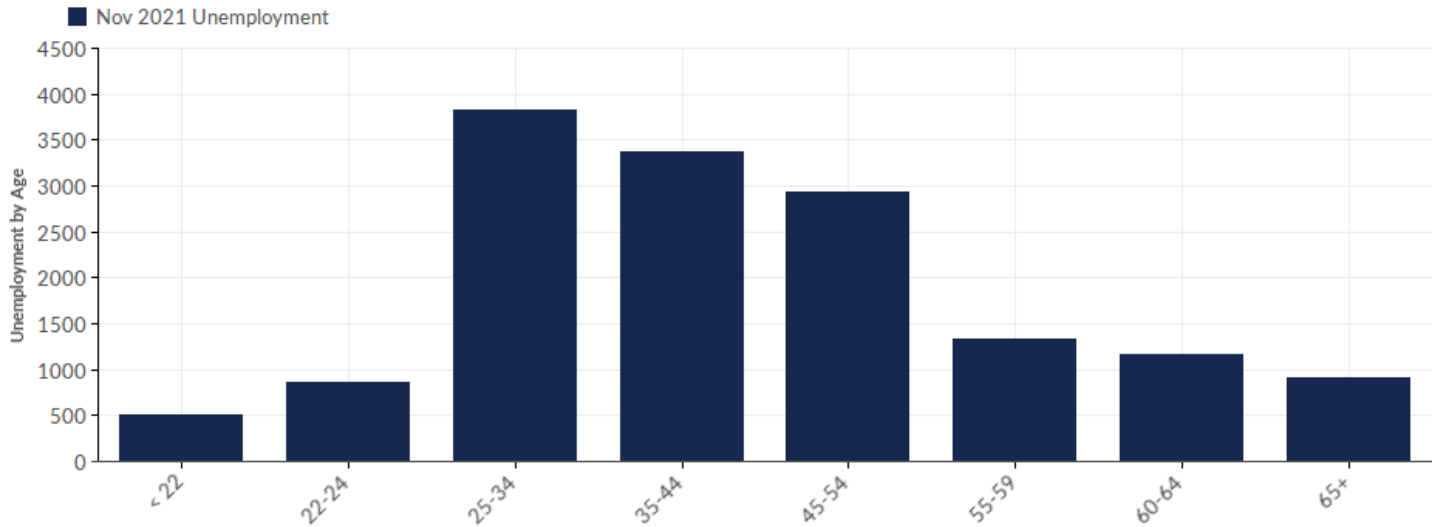
Educational Attainment

Concerning educational attainment, **22.7% of Will County, IL residents possess a Bachelor's Degree** (2.4% above the national average), and **8.5% hold an Associate's Degree** (0.2% below the national average).



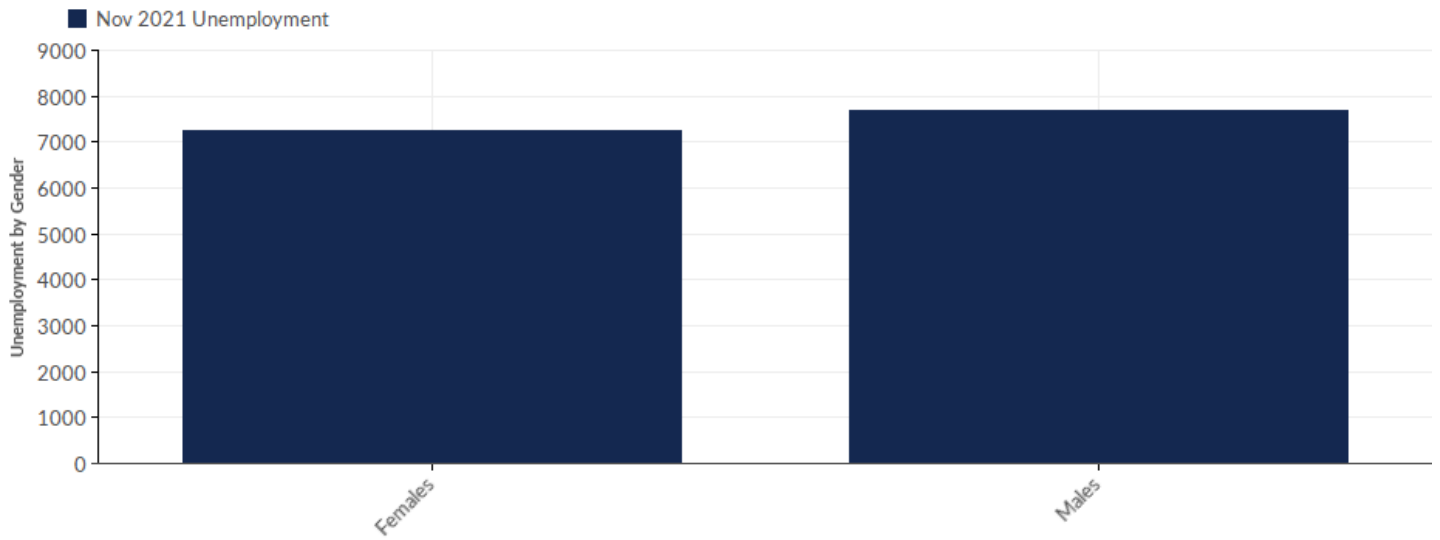
Unemployment by Demographics

Unemployment by Age



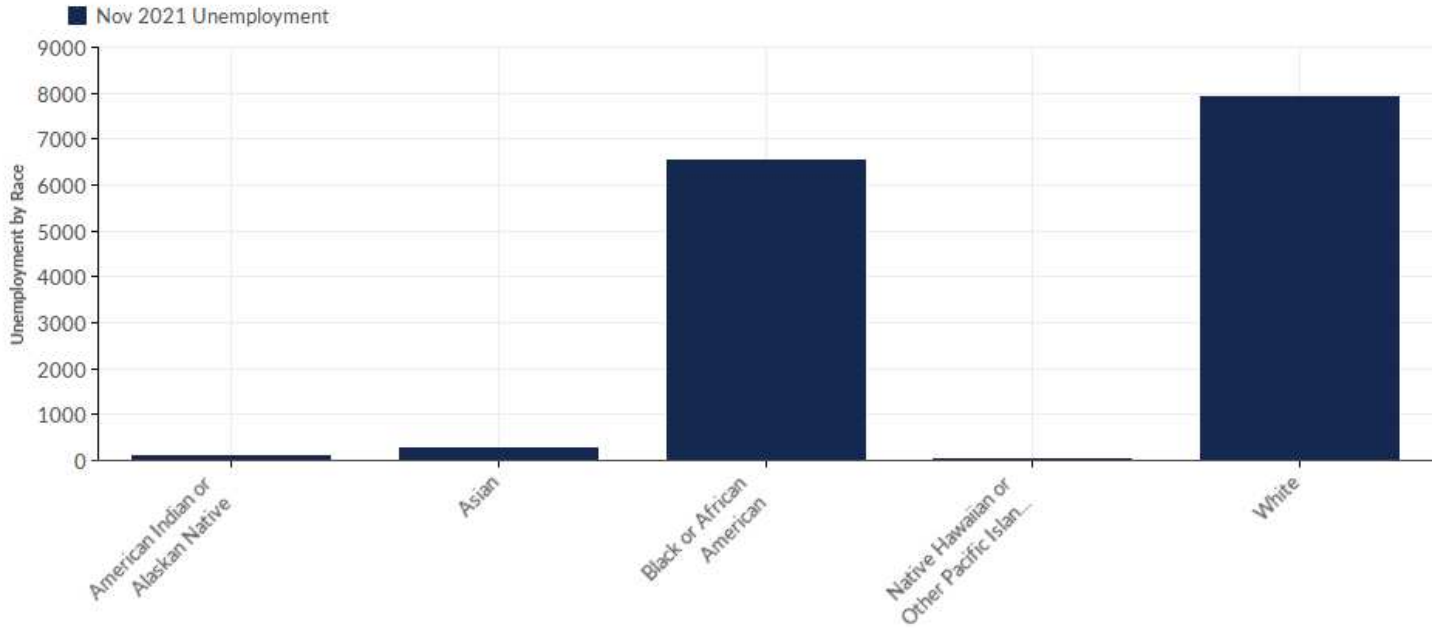
Age	Unemployment (Nov 2021)	% of Cohort
< 22	508	3.41%
22-24	863	5.79%
25-34	3,829	25.69%
35-44	3,364	22.57%
45-54	2,926	19.63%
55-59	1,336	8.97%
60-64	1,165	7.82%
65+	909	6.10%
Total	14,902	100.00%

Unemployment by Gender



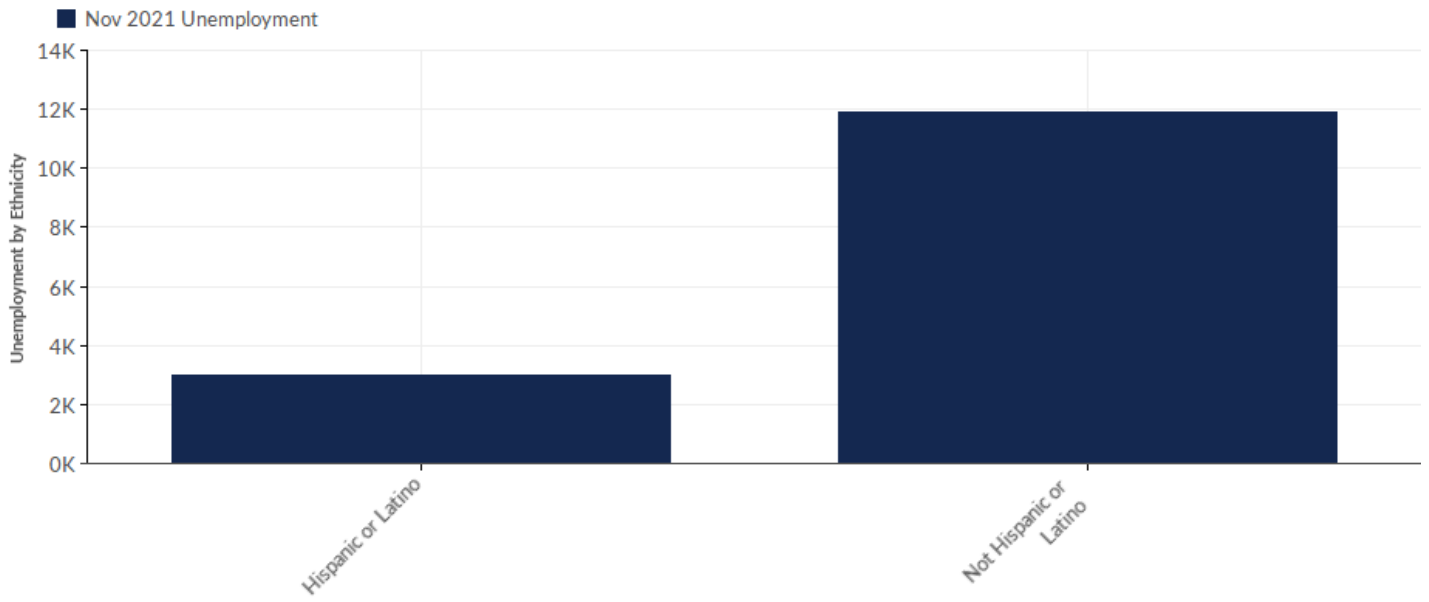
Gender	Unemployment (Nov 2021)	% of Cohort
Females	7,232	48.53%
Males	7,670	51.47%
Total	14,902	100.00%

Unemployment by Race



Race	Unemployment (Nov 2021)	% of Cohort
American Indian or Alaskan Native	103	0.69%
Asian	279	1.87%
Black or African American	6,541	43.89%
Native Hawaiian or Other Pacific Islander	42	0.28%
White	7,937	53.26%
Total	14,902	100.00%

Unemployment by Ethnicity

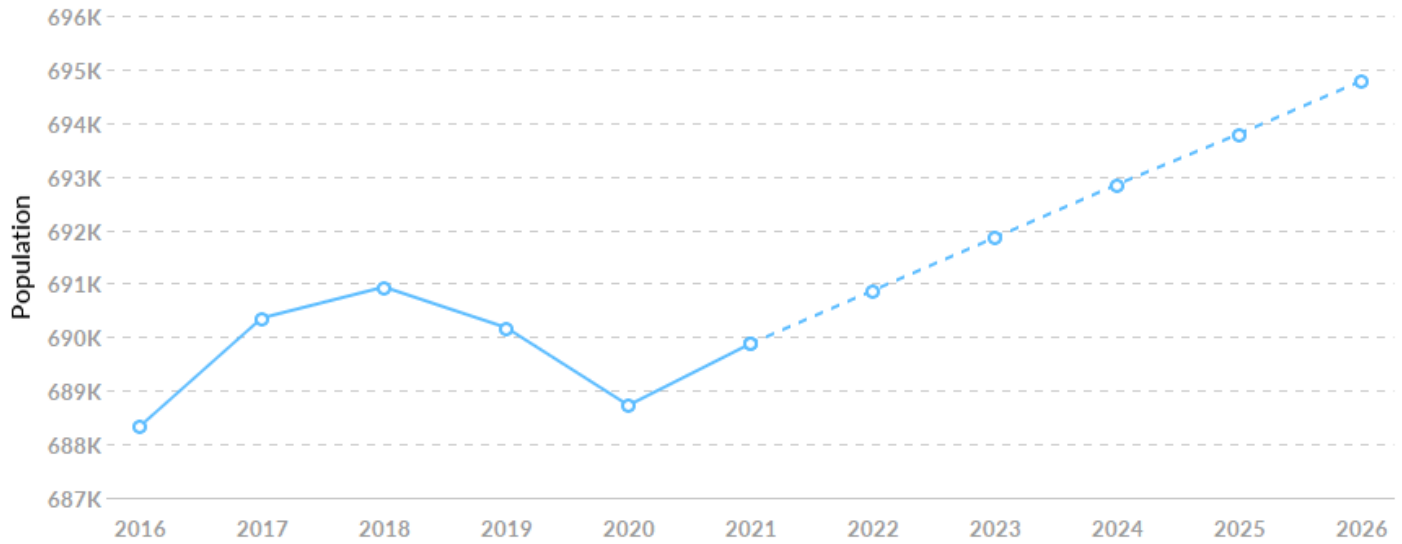


Ethnicity	Unemployment (Nov 2021)	% of Cohort
Hispanic or Latino	2,998	20.12%
Not Hispanic or Latino	11,904	79.88%
Total	14,902	100.00%

Historic & Projected Trends

Population Trends

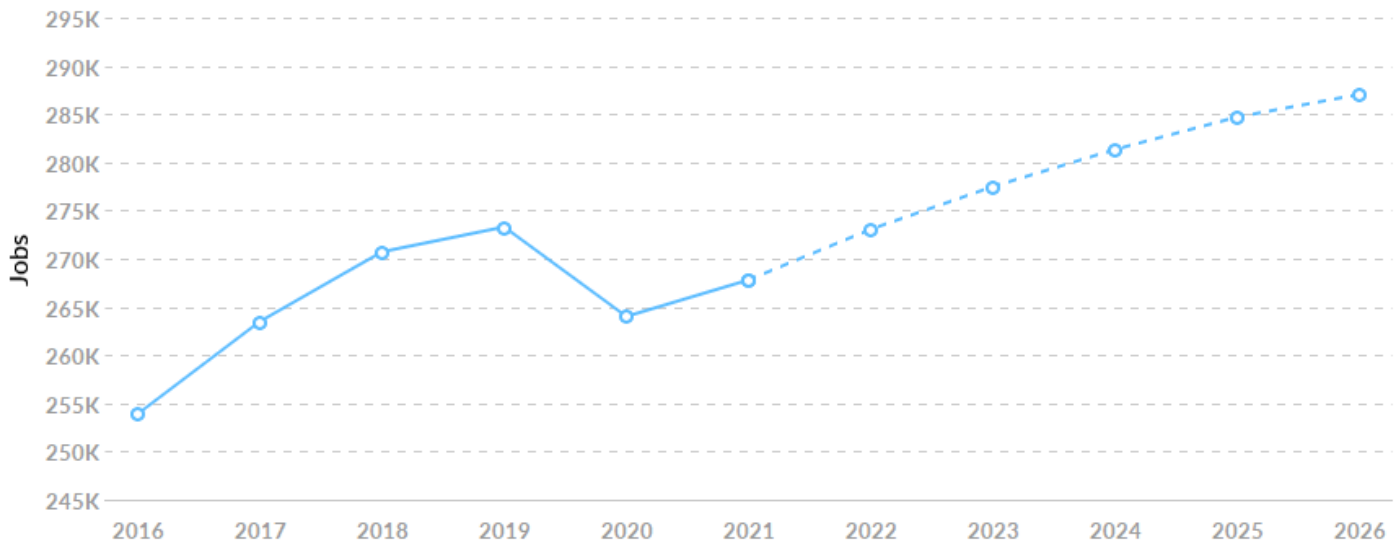
As of 2021 the region's population **increased by 0.2%** since 2016, growing by 1,546. Population is expected to **increase by 0.7%** between 2021 and 2026, adding 4,906.



Timeframe	Population
2016	688,330
2017	690,356
2018	690,934
2019	690,176
2020	688,726
2021	689,876
2022	690,868
2023	691,856
2024	692,849
2025	693,793
2026	694,783

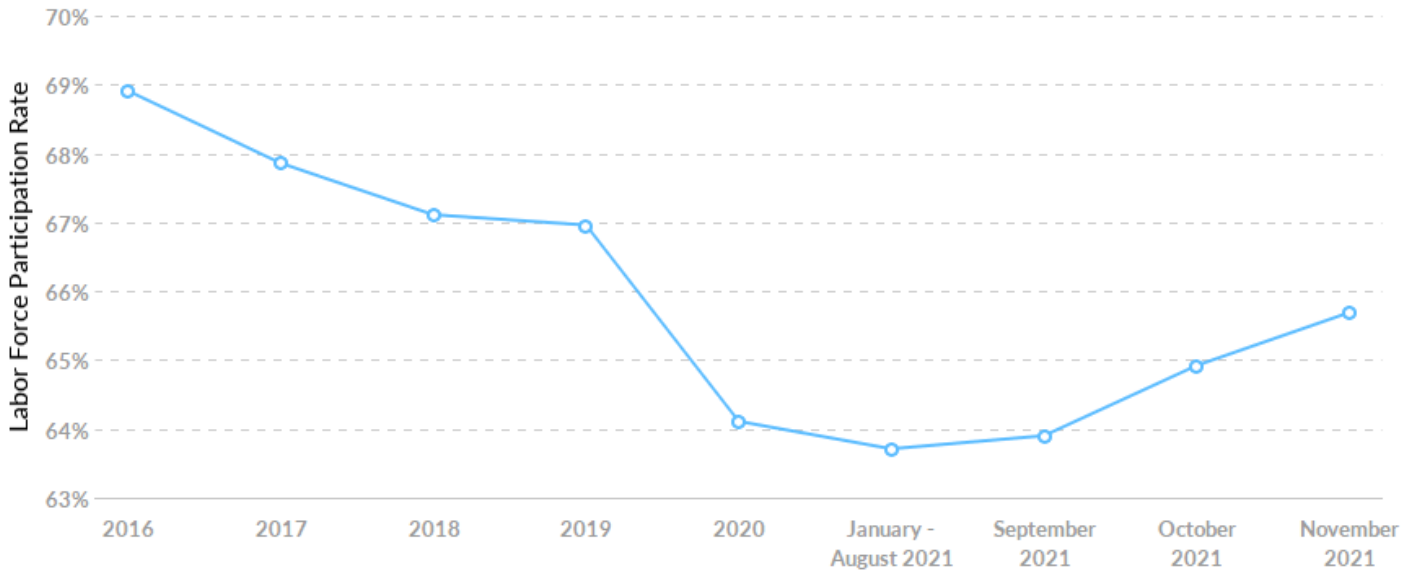
Job Trends

From 2016 to 2021, jobs increased by 5.5% in Will County, IL from 253,900 to 267,799. This change outpaced the national growth rate of 0.4% by 5.9%.



Timeframe	Jobs
2016	253,900
2017	263,490
2018	270,715
2019	273,290
2020	264,007
2021	267,799
2022	273,049
2023	277,477
2024	281,327
2025	284,694
2026	287,041

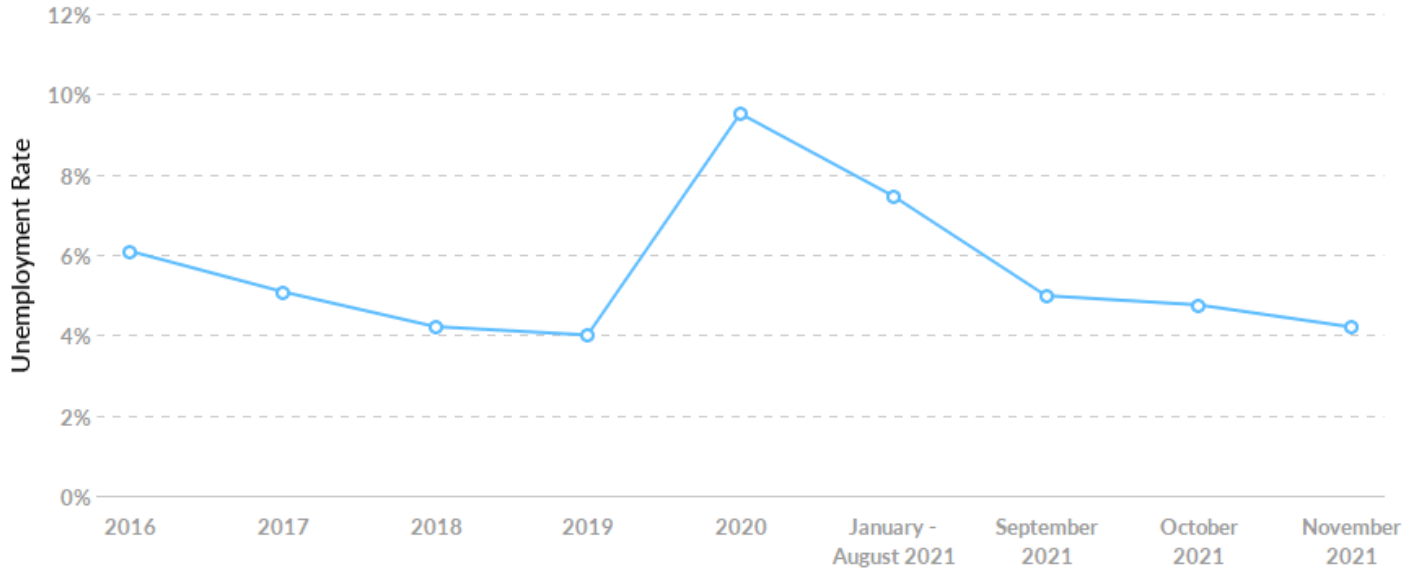
Labor Force Participation Rate Trends



Timeframe	Labor Force Participation Rate
2016	68.91%
2017	67.86%
2018	67.11%
2019	66.96%
2020	64.11%
January - August 2021	63.71%
September 2021	63.90%
October 2021	64.92%
November 2021	65.69%

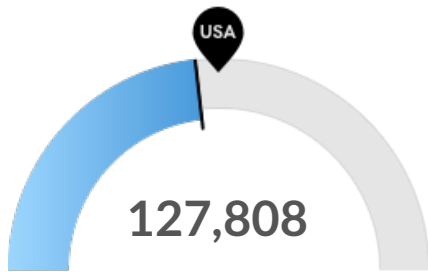
Unemployment Rate Trends

Will County, IL had a November 2021 unemployment rate of 4.20%, **decreasing from 6.09%** 5 years before.



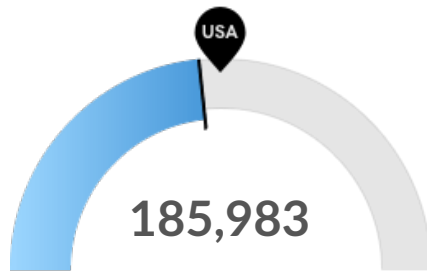
Timeframe	Unemployment Rate
2016	6.09%
2017	5.08%
2018	4.21%
2019	4.00%
2020	9.51%
January - August 2021	7.46%
September 2021	4.98%
October 2021	4.75%
November 2021	4.20%

Population Characteristics



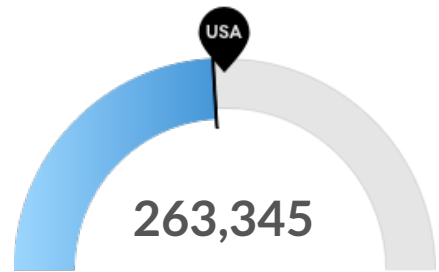
Millennials

Will County, IL has 127,808 millennials (ages 25-39). The national average for an area this size is 141,928.



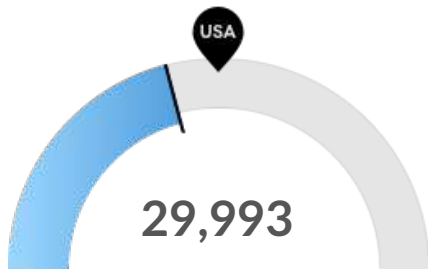
Retiring Soon

Retirement risk is about average in Will County, IL. The national average for an area this size is 204,983 people 55 or older, while there are 185,983 here.



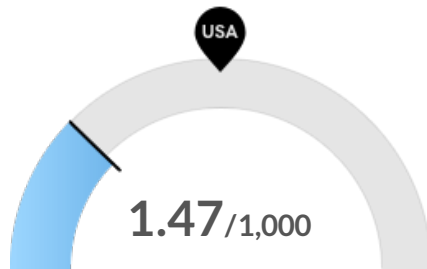
Racial Diversity

Racial diversity is about average in Will County, IL. The national average for an area this size is 277,407 racially diverse people, while there are 263,345 here.



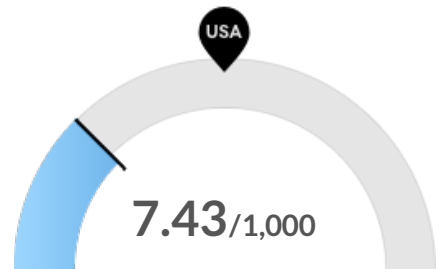
Veterans

Will County, IL has 29,993 veterans. The national average for an area this size is 38,322.



Violent Crime

Will County, IL has 1.47 violent crimes per 1,000 people. The national rate is 3.62 per 1,000 people.

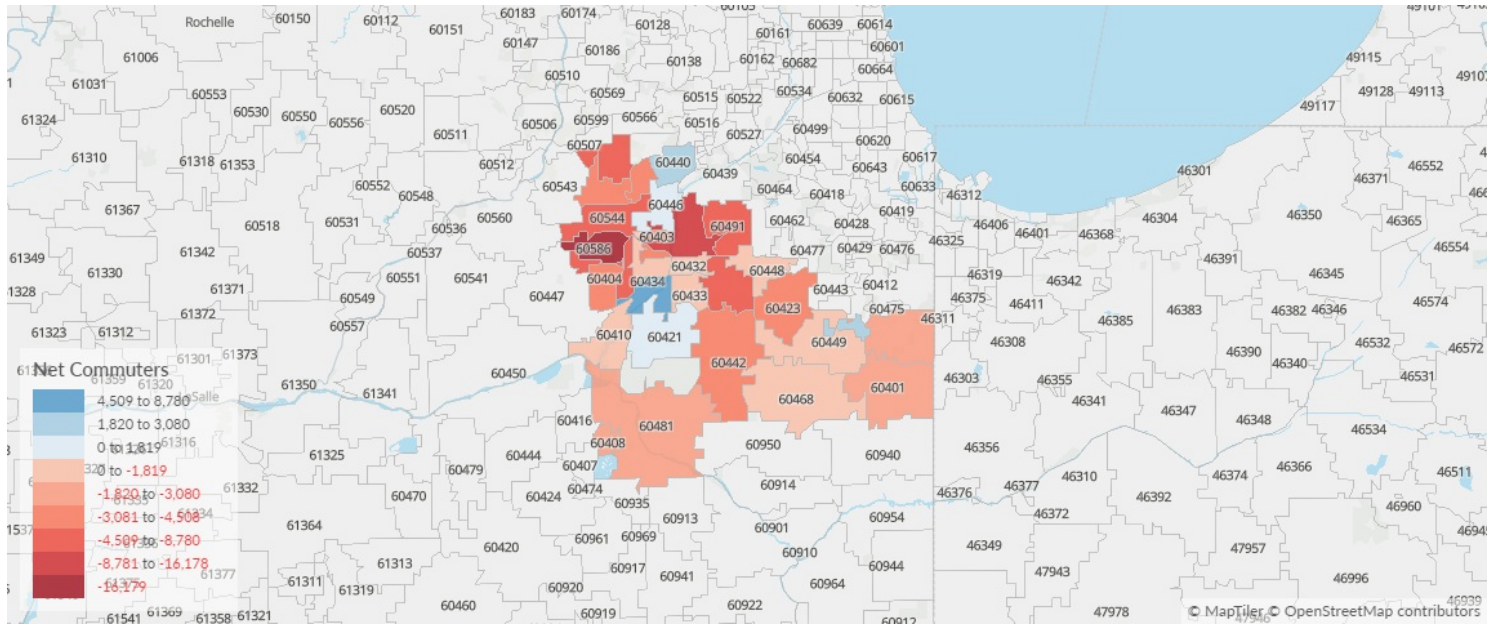


Property Crime

Will County, IL has 7.43 property crimes per 1,000 people. The national rate is 17.91 per 1,000 people.

Place of Work vs Place of Residence

Understanding where talent in Will County, IL currently works compared to where talent lives can help you optimize site decisions.



Where Talent Works

ZIP	Name	2021 Employment
60440	Bolingbrook, IL (in Will c...	29,010
60435	Joliet, IL (in Will county)	21,415
60446	Romeoville, IL (in Will c...	20,813
60564	Naperville, IL (in Will co...	15,362
60451	New Lenox, IL (in Will c...	15,069

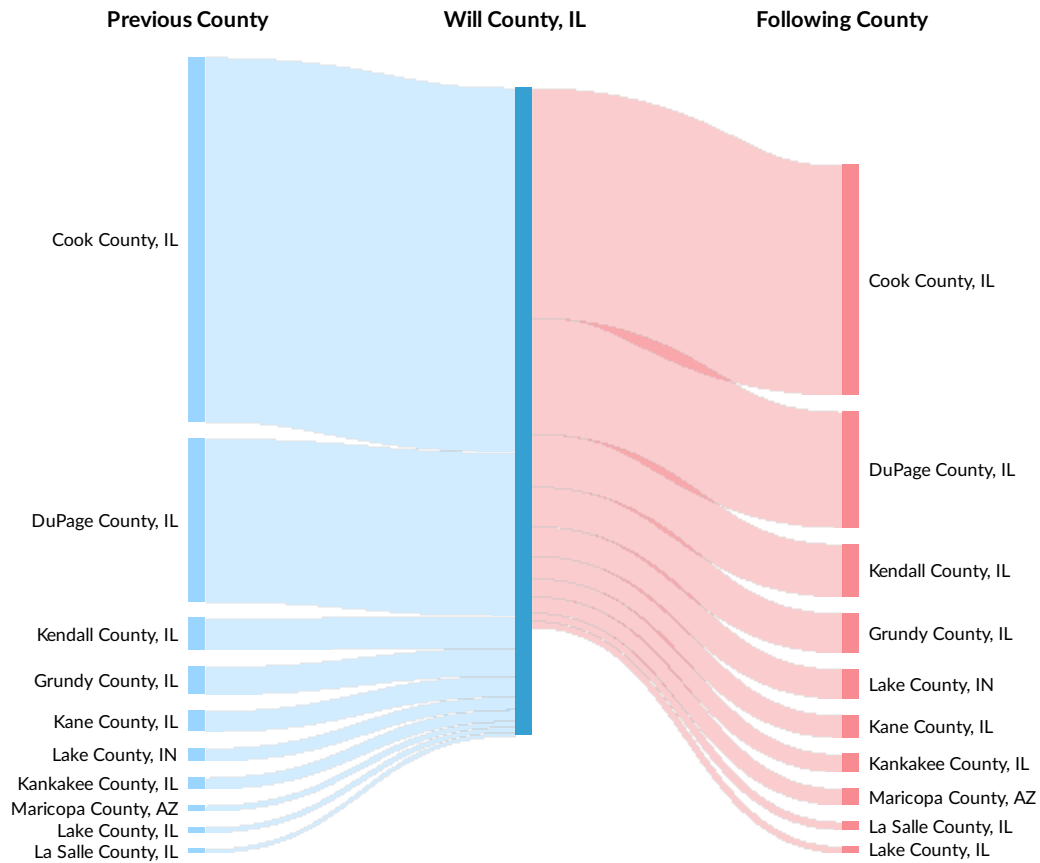
Where Talent Lives

ZIP	Name	2021 Workers
60440	Bolingbrook, IL (in Will c...	26,652
60586	Plainfield, IL (in Will cou...	23,341
60435	Joliet, IL (in Will county)	22,922
60451	New Lenox, IL (in Will c...	20,483
60564	Naperville, IL (in Will co...	20,421

Inbound and Outbound Migration

The table below analyzes past and current residents of Will County, IL. The left column shows residents of other counties migrating to Will County, IL. The right column shows residents migrating from Will County, IL to other counties.

As of 2019, **12,302** people have migrated from Cook County, IL to Will County, IL. In the same year, **7,764** people left Will County, IL migrating to Cook County, IL. The total Net Migration for Will County, IL in 2019 was **-670**.

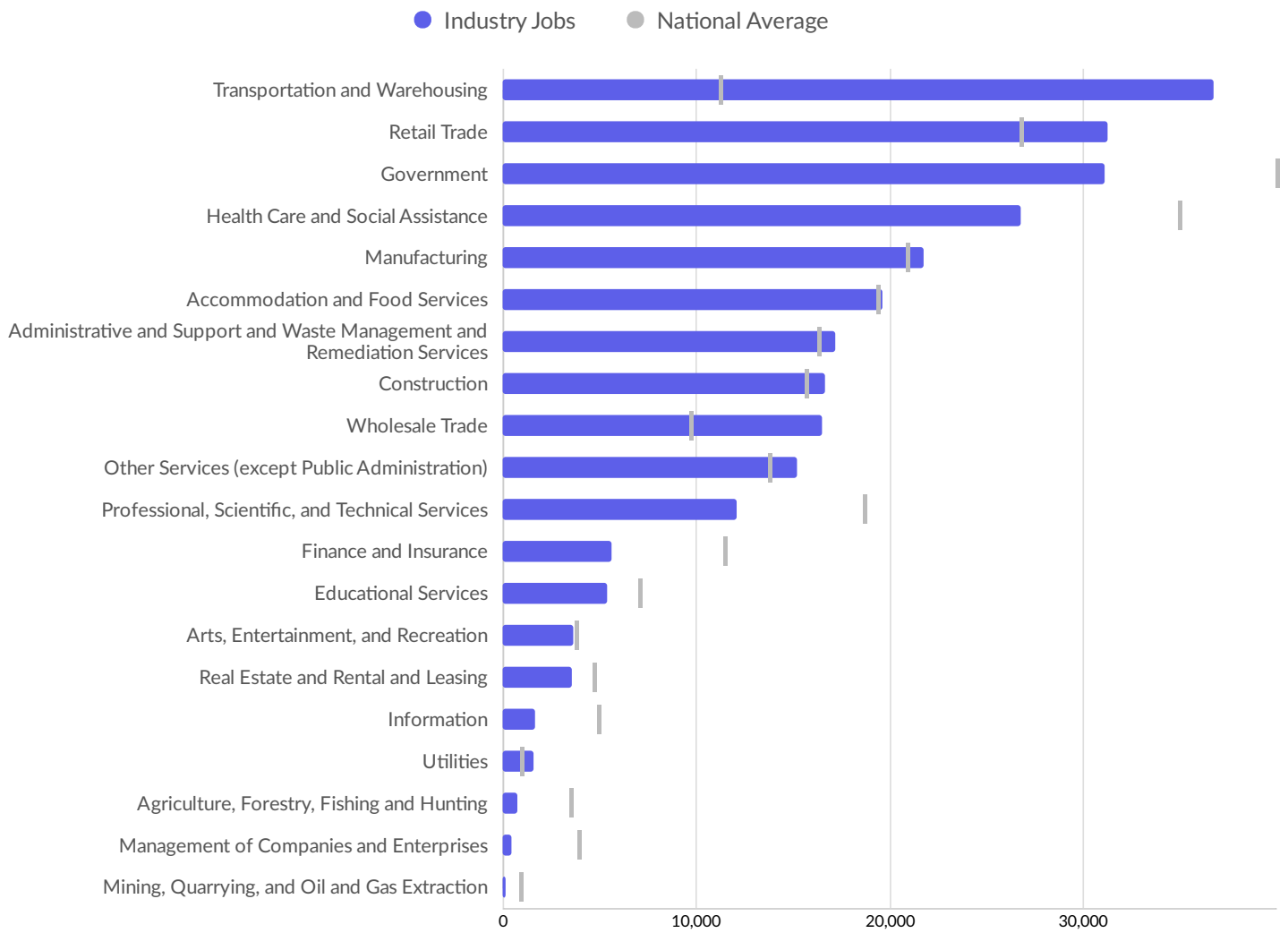


Top Previous Counties	Migrations
Cook County, IL	12,302
DuPage County, IL	5,518
Kendall County, IL	1,083
Grundy County, IL	936
Kane County, IL	702
Lake County, IN	435

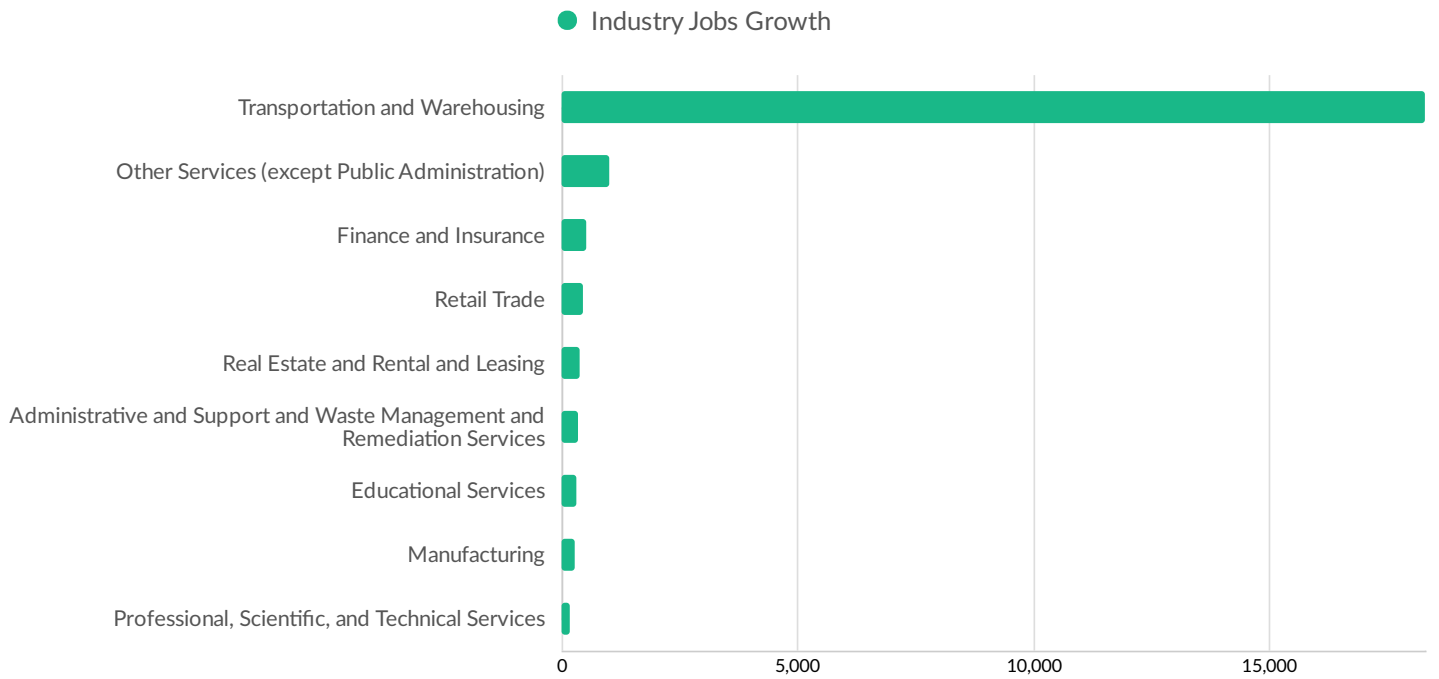
Top Previous Counties	Migrations
Kankakee County, IL	390
Maricopa County, AZ	187
Lake County, IL	172
La Salle County, IL	136
Los Angeles County, CA	109
McHenry County, IL	105
McLean County, IL	88
San Diego County, CA	88
Harris County, TX	87
Top Following Counties	Migrations
Cook County, IL	7,764
DuPage County, IL	3,915
Kendall County, IL	1,781
Grundy County, IL	1,332
Lake County, IN	1,000
Kane County, IL	759
Kankakee County, IL	609
Maricopa County, AZ	557
La Salle County, IL	274
Lake County, IL	227
Clark County, NV	203
Lee County, FL	181
Porter County, IN	158
Harris County, TX	151
DeKalb County, IL	140

Industry Characteristics

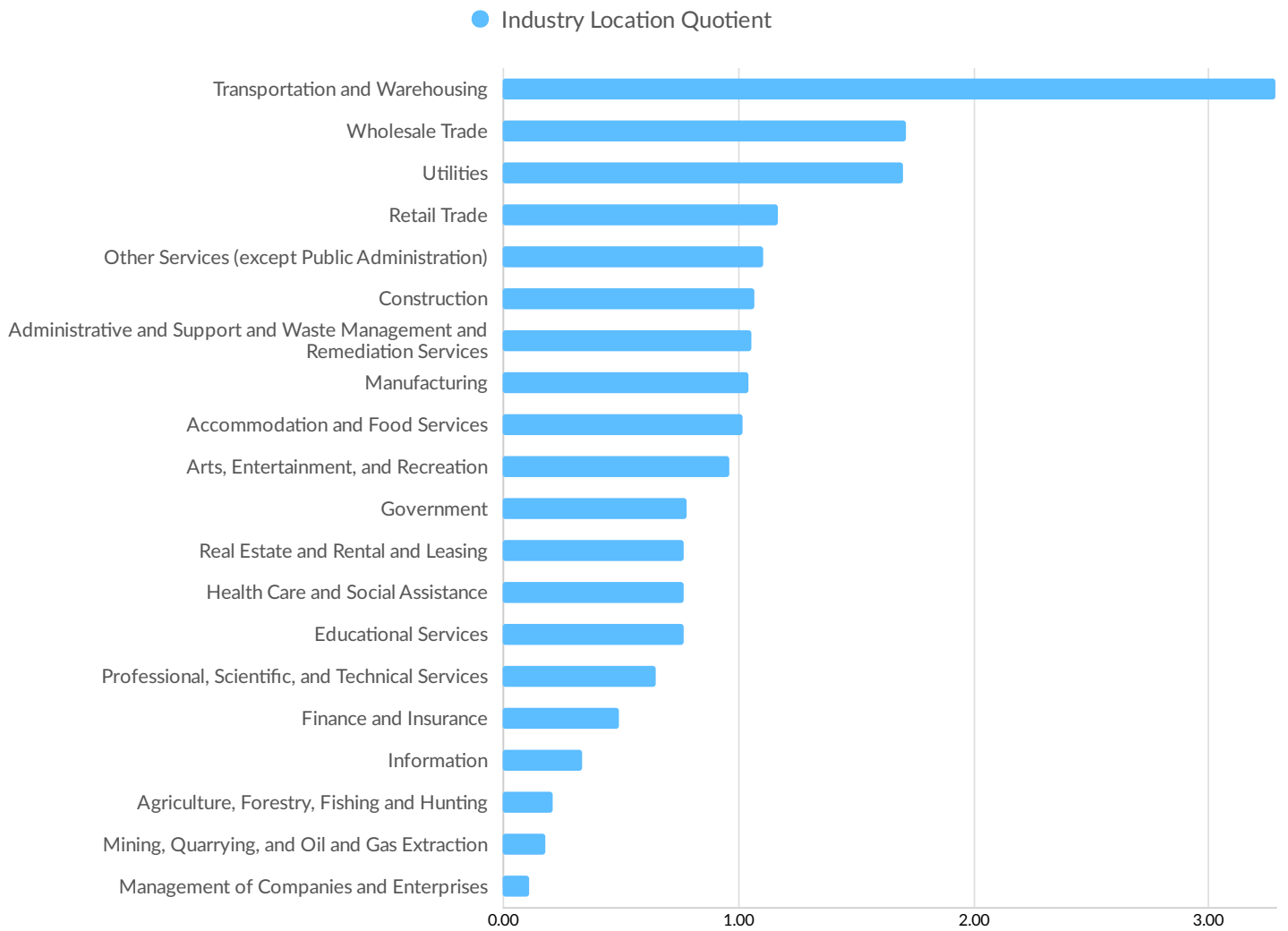
Largest Industries



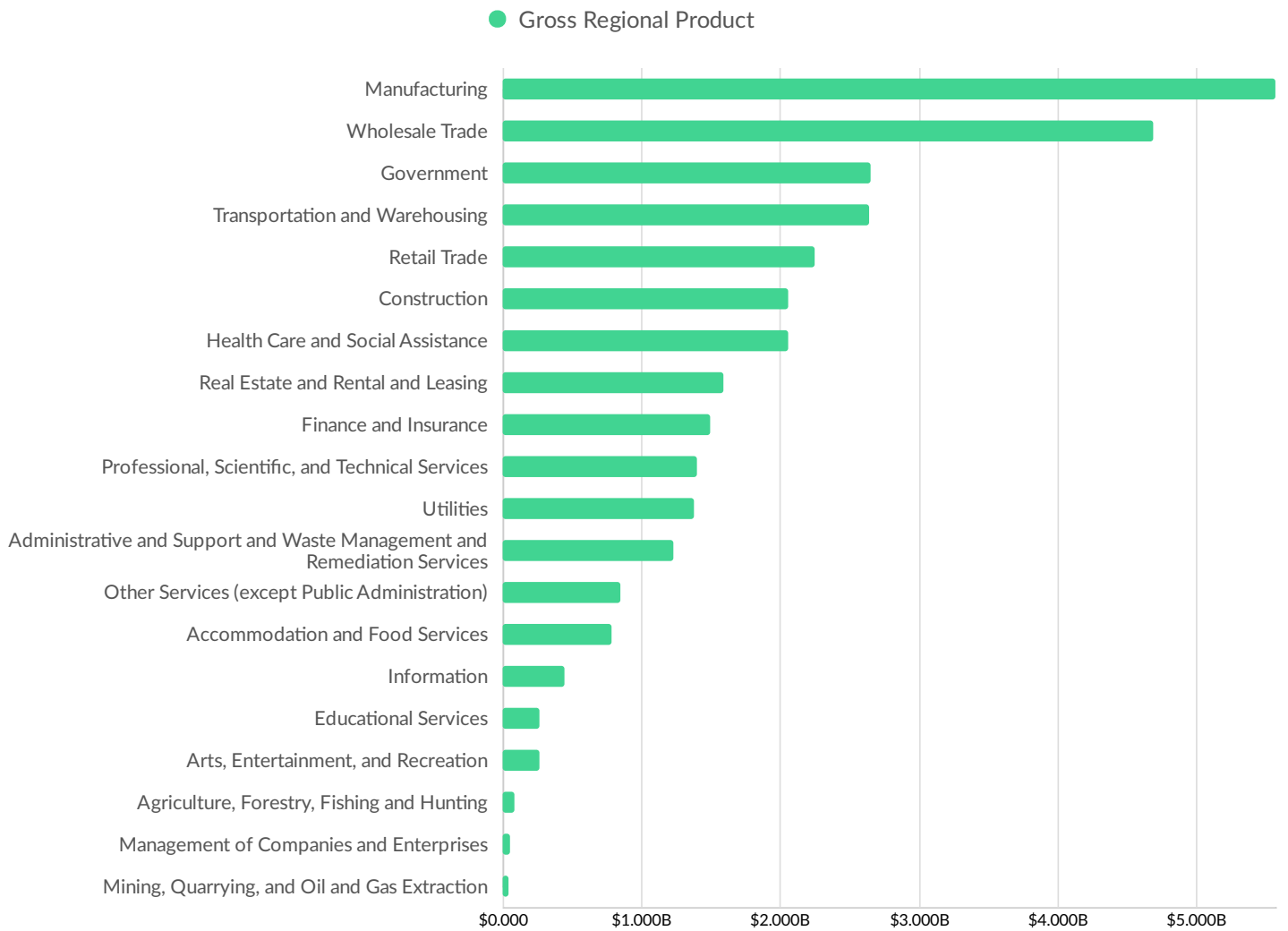
Top Growing Industries



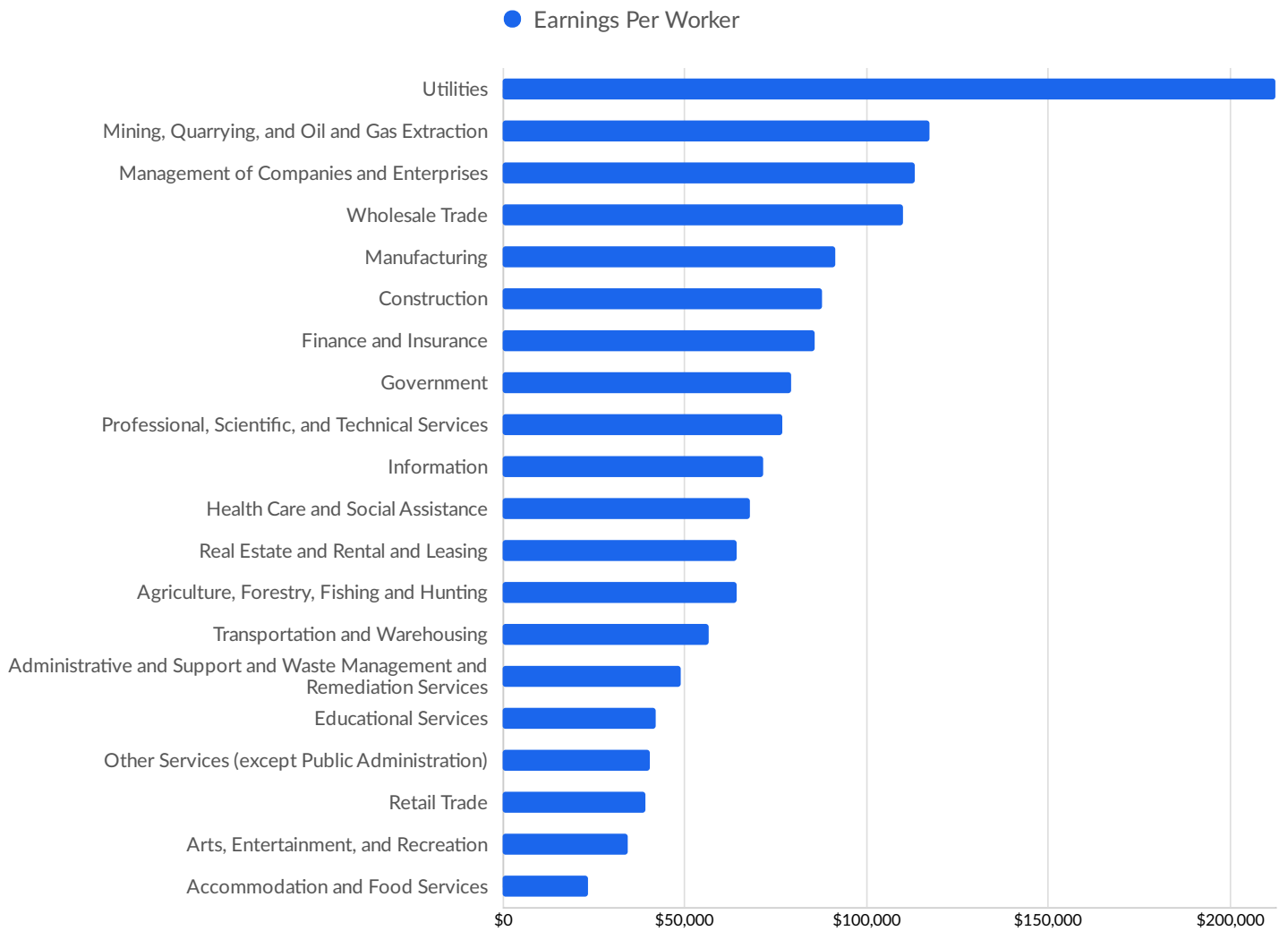
Top Industry Location Quotient



Top Industry GRP























Top Industry Earnings



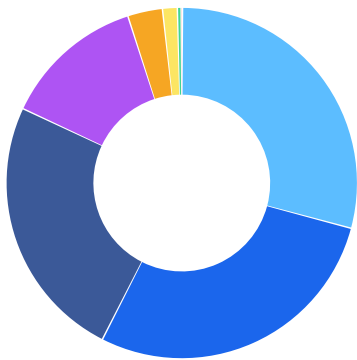
Business Characteristics

40,686 Companies Employ Your Workers

Online profiles for your workers mention 40,686 companies as employers, with the top 10 appearing below. In the last 12 months, 4,596 companies in Will County, IL posted job postings, with the top 10 appearing below.

Top Companies	Profiles	Top Companies Posting	Unique Postings
Amazon	628 	Amazon	1,124 
Silver Cross Hospital	570 	Allied Universal	1,095 
Walmart	559 	AMITA Health	982 
Joliet Junior College	513 	Staffmark	961 
AT&T	489 	Walmart	522 
Plainfield Community Consolidat...	485 	FedEx	500 
Comed	450 	Love's	466 
Advocate Health Care	423 	Adecco	410 
Edward Hospital	412 	Stepan Company	405 
Lewis University	401 	Aerotek	400 

Business Size

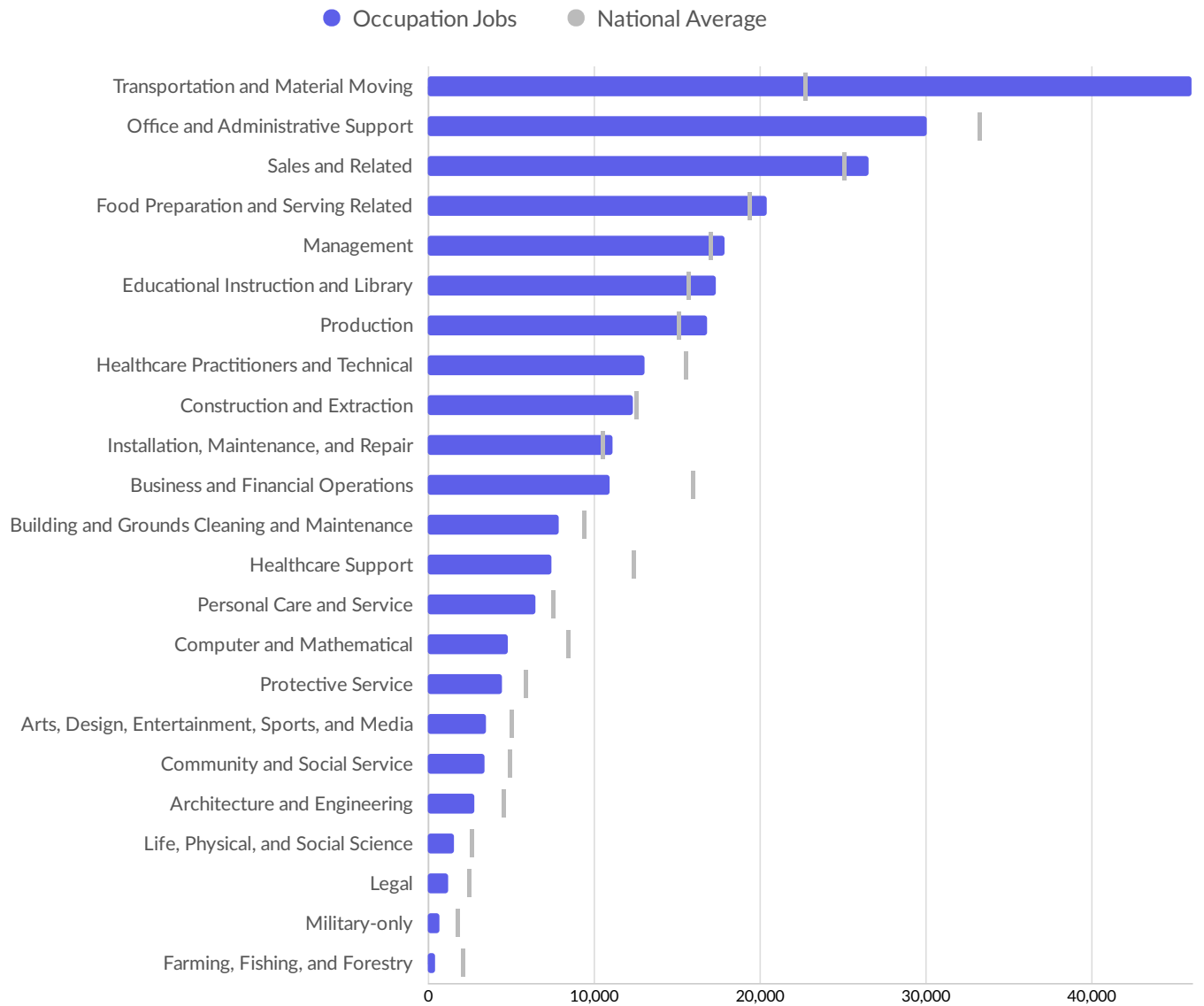


	Percentage	Business Count
1 to 4 employees	29.1%	6,026
5 to 9 employees	28.3%	5,868
10 to 19 employees	24.5%	5,074
20 to 49 employees	13.1%	2,705
50 to 99 employees	3.2%	665
100 to 249 employees	1.4%	282
250 to 499 employees	0.3%	72
500+ employees	0.1%	26

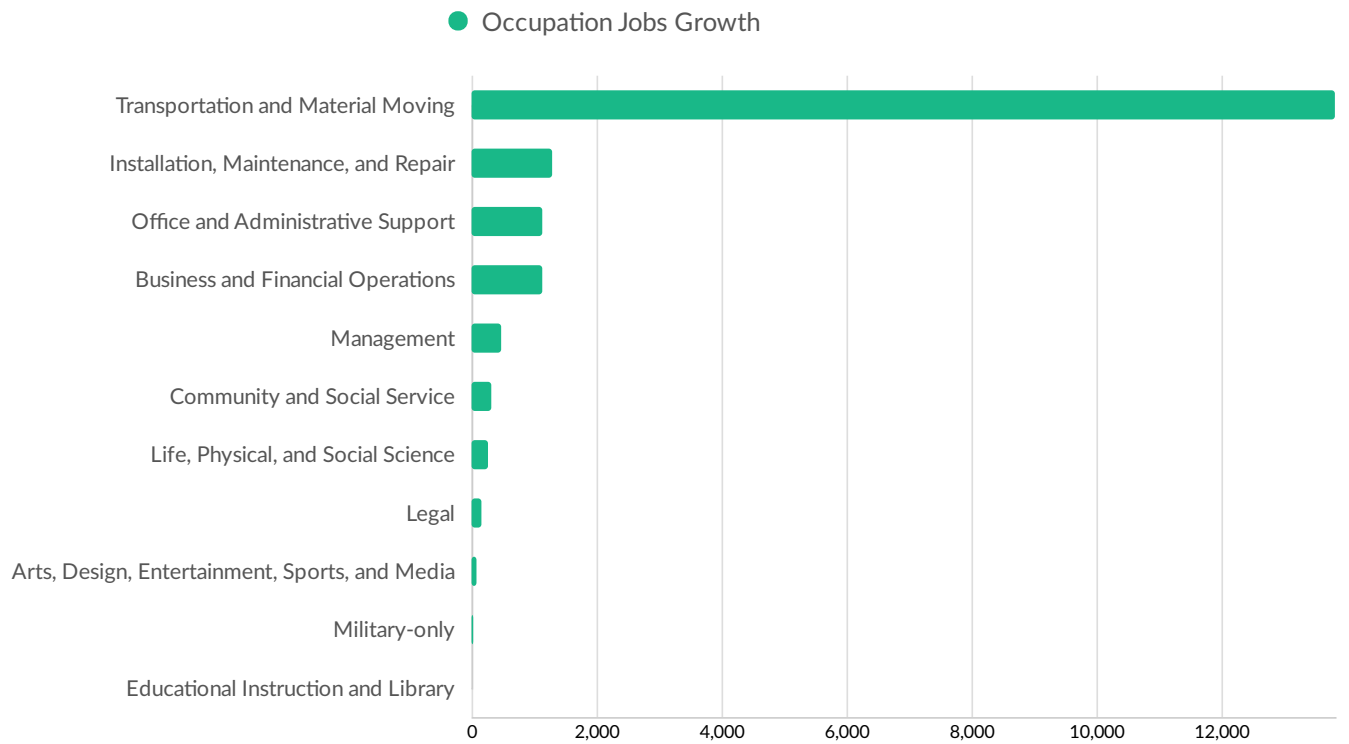
*Business Data by DatabaseUSA.com is third-party data provided by Emsi to its customers as a convenience, and Emsi does not endorse or warrant its accuracy or consistency with other published Emsi data. In most cases, the Business Count will not match total companies with profiles on the summary tab.

Workforce Characteristics

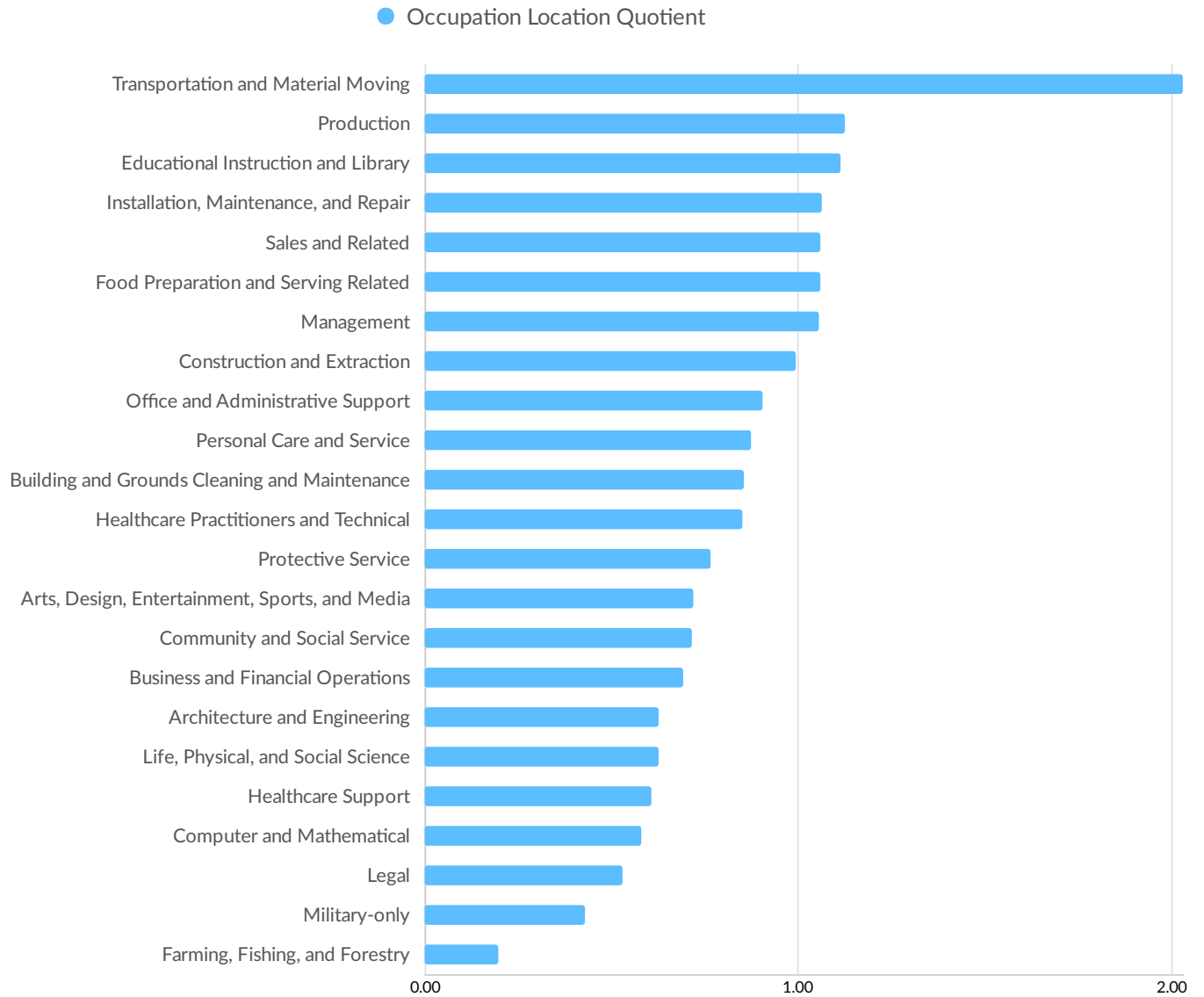
Largest Occupations



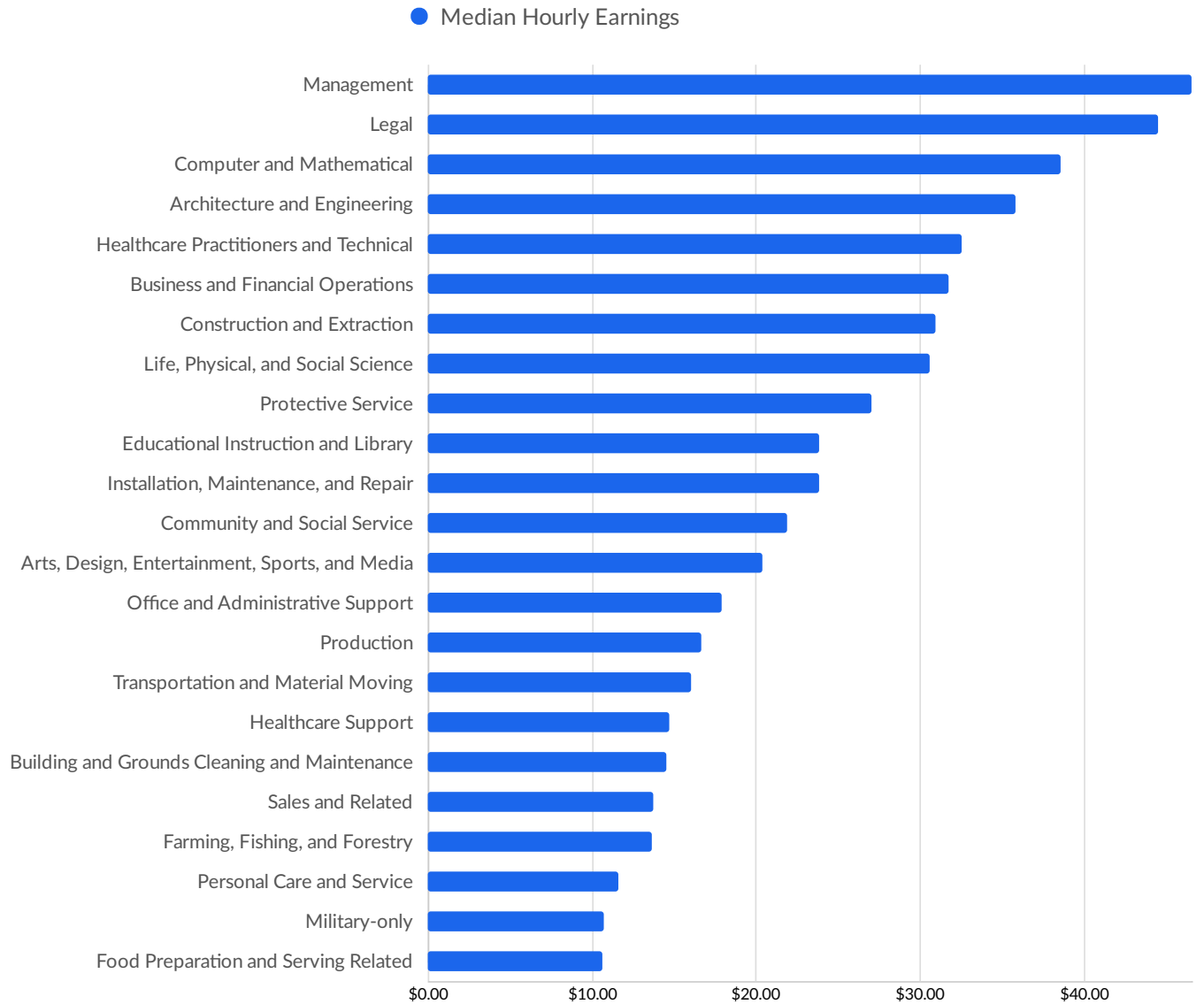
Top Growing Occupations



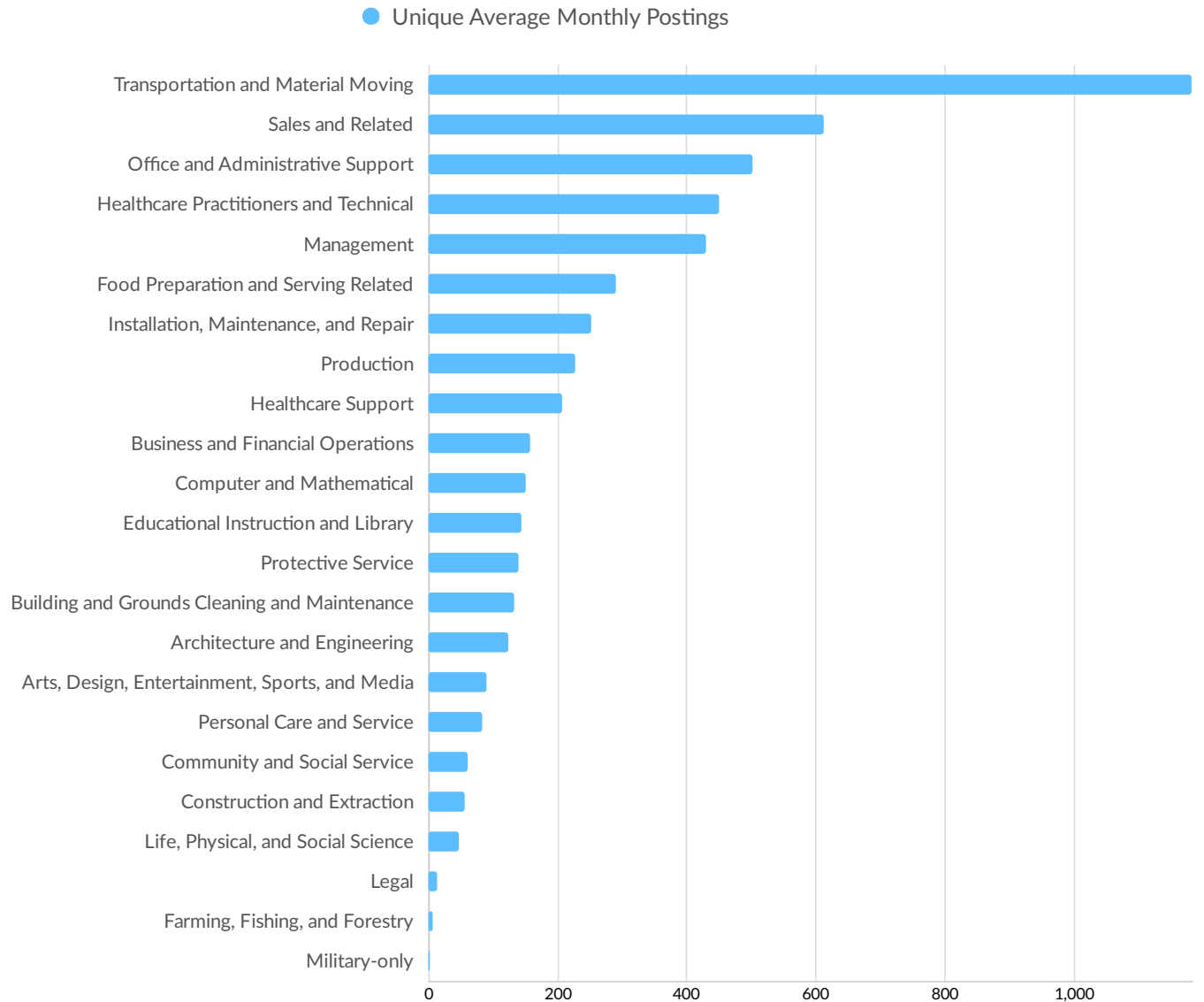
Top Occupation Location Quotient



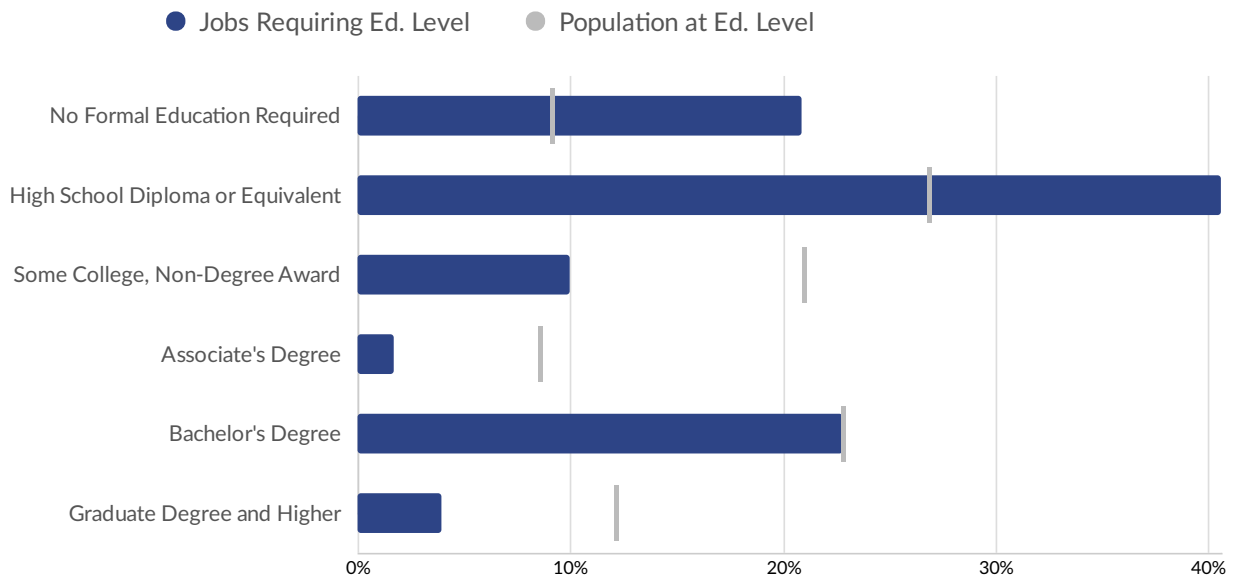
Top Occupation Earnings



Top Posted Occupations



Underemployment



Educational Pipeline

In 2020, there were 6,783 graduates in Will County, IL. This pipeline has shrunk by 4% over the last 5 years. The highest share of these graduates come from Liberal Arts and Sciences/Liberal Studies, General Studies, and Registered Nursing/Registered Nurse.

School	Total Graduates (2020)	Graduate Trend (2016 - 2020)
Joliet Junior College	2,641	
Lewis University	1,798	
Governors State University	1,290	
University of St Francis	963	
Capri Beauty College	38	
The Salon Professional Academy	31	
Professional's Choice Hair Design Academy	22	

● Certificate
 ● Associate's
 ● Bachelor's
 ● Master's or Higher

In-Demand Skills

